

Muskegon County Youth Fair

Goat Project Record Book

Youth Participants – Ages 5 – to 8 Years


Name: _____

Address: _____

Club: _____

Leader: _____

Age (as of Jan. 1st): _____ Years in Goat Project: _____



Objectives of the 4-H Cloverbud Goat Project

1. To gain experience caring for goat.
2. To explore goat breeds and feeds.
3. To participate in group activities within your 4-H club.



NOTE:

- Cloverbud projects are for the child to explore and discover project areas.
- Cloverbud projects are not to be judged or placed in any 4-H activity.
- Cloverbuds will participate in goat showmanship in the Cloverbud class.
- The responsibility of animal ownership should not lie solely with the child, but with the parents also.
- Safety of the child should be the primary concern of the cloverbud project.

Information on My Project Animal

1. Your goat is a:

_____ Doe

_____ Wether



2. Number of 4-H meetings held: _____.

Number I attended: _____.

Draw a Picture of Your Goat

A large, empty rectangular box with a black border, intended for the student to draw a picture of their goat.

3. What breed is your goat? _____

About My Goat

With the help of your leader, teen leader, parent or adult helper, answer the following questions about your goat.

1. Who or where did you get your goat from?

2. When do you take care of your goat?

3. What is the name of your goat?

Project Story

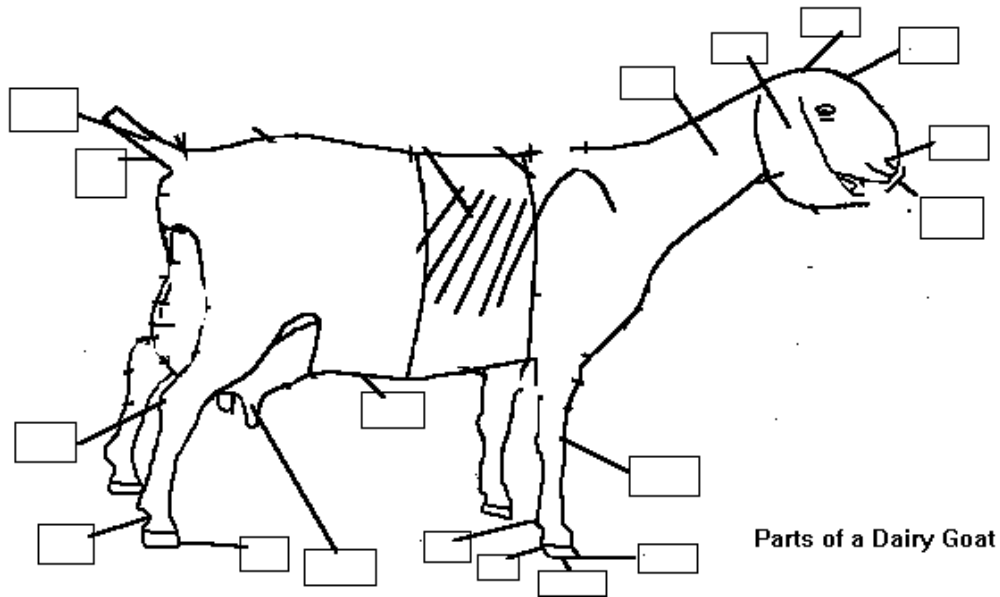
With the help of your leader, teen leader, parent or adult helper, answer the following questions about your project.

1. The most important things I learned was:

2. Things I want to learn more about are:

Parts of a Goat

Insert the correct letter to label the parts of the goat.




A. Neck	G. Sole	M. Tail
B. Heel	H. Teat	N. Hock
C. Poll	I. Muzzle	O. Milk Vein
D. Toe	J. Tailhead	P. Dewclaw
E. Pastern	K. Hoof	Q. Knee
F. Nostril	L. Ear	R. Forehead

Goat Mazes


Help the goat find his food in the barn.



Help "Buck" find his way home.



Boer Goat Maze Fun
Courtesy IBGA.org - The Breeders Choice Registry



Caring For My Goat

Insert the number of the correct picture to complete the following sentences.

I feed my _____ everyday.

My goat eats _____ and drinks lots of clean _____.

My goat lives in a _____ that I keep clean.

I lead my goat everyday for exercise.

When I lead my goat I use a _____ to help keep him under control.










I get my parents to help me trim my goat's _____ with _____.

This trimming helps my goat to walk and stand more correctly.

My parents also help me give _____ to my goat if it gets sick.

I really like to spend time with my goat.

I will learn all I can about him to make my _____ project a success.

1.  4-H	2.  pen/shelter	3.  hoof trimmer	4.  medicine	5.  grain & hay
6.  collar	7.  water	8.  Goat	9.  hoof	

GOAT BREEDS

Identify the breeds of goats by drawing a line to match the pictures below with the correct breed name.



Alpine



Boer



LaMancha




Nubian

Saanen

Toggenburg



Oberhasli



Pygmy



Goat Word Scramble

With the help of your leader, teen leader, parent or adult helper,
unscramble the 8 breeds of goat listed below

1. N A N A S E
2. M N A L C A A H
3. B O G T U G N G E R
4. B U N A N I
5. E L P A N I
6. Y G M P Y
7. R O E B
8. B R A L O E H S I

Alpine

Boer

Nubian

LaMancha

Saanen

Oberhasli

Pygmy

Toggenburg

Goat Glossary

Word Search

C O L L A R I Z G O A T
A C E G H J K D Q S V W
M Y W A L E O H O S G X
T Z O P C L I P P E R S
E S T A N D S W T V Y F
R F L R D B U C K E T Q
G B V S E F E E D P A N
S O A P Z N E A X F L D
H E X Y B L A N K E T X
J C D K P M R O T U S W

Blanket

Clippers

Collar

Soap

Bucket

Feed Pan

Stand

Goat



Photos

Photos of your goat should be attached to this page.